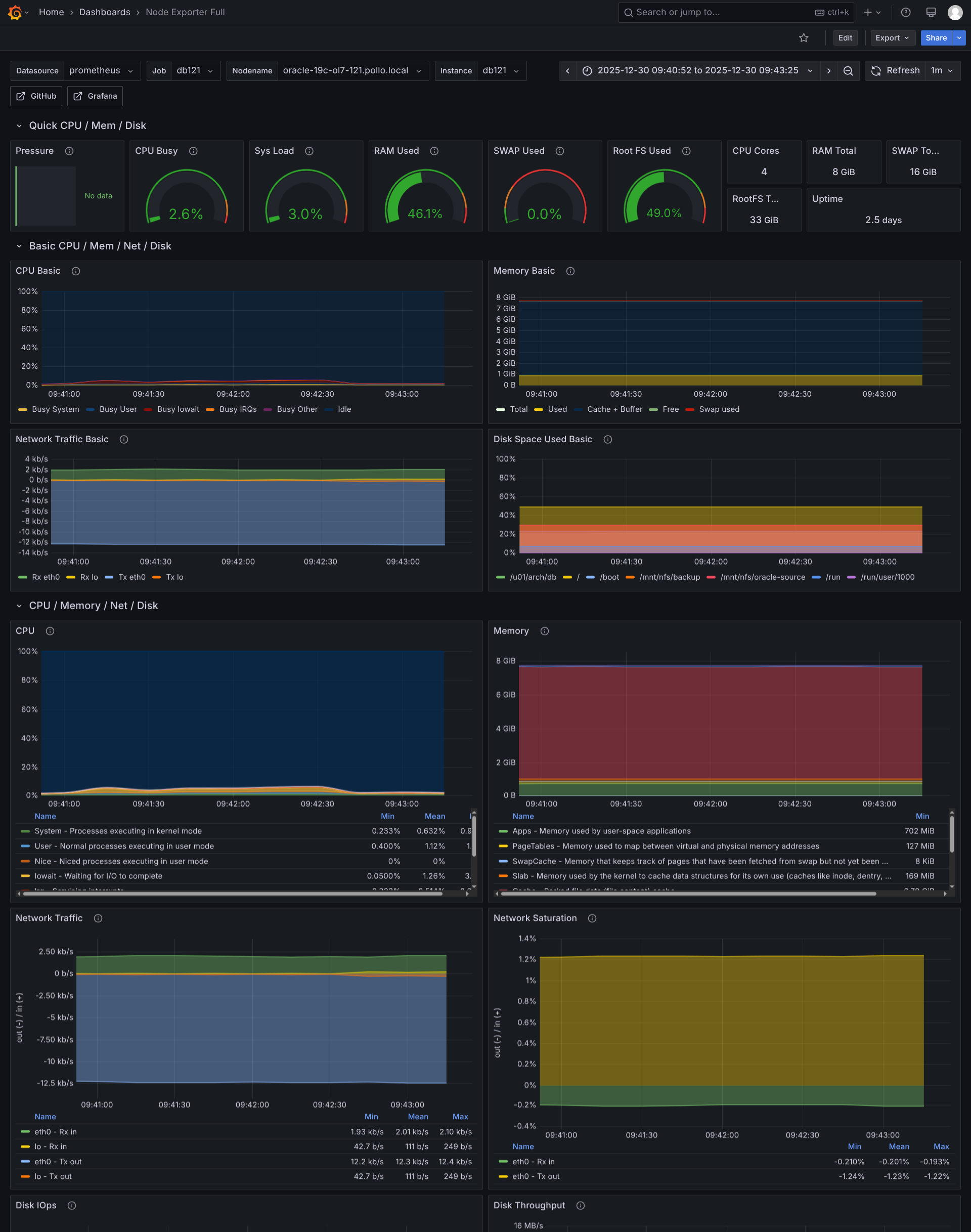
Home › Dashboards › Node Exporter Full
Search or jump to...
ctrl+k
Edit
Export
Share
GitHub
Grafana

Datasource prometheus **Job** db121 **Nodename** oracle-19c-ol7-121.pollo.local **Instance** db121

2025-12-30 09:40:52 to 2025-12-30 09:43:25 — Refresh 1m

Quick CPU / Mem / Disk

Pressure	CPU Busy	Sys Load	RAM Used	SWAP Used	Root FS Used	CPU Cores	RAM Total	SWAP To...
No data	2.6%	3.0%	46.1%	0.0%	49.0%	4	8 GiB	16 GiB

RootFS T...	Uptime
33 GiB	2.5 days

Basic CPU / Mem / Net / Disk

CPU Basic

100%
80%
60%
40%
20%
0%
09:41:00
09:41:30
09:42:00
09:42:30
09:43:00
Busy System
Busy User
Busy Iowait
Busy IRQs
Busy Other
Idle

Memory Basic

8 GiB
7 GiB
6 GiB
5 GiB
4 GiB
3 GiB
2 GiB
1 GiB
0 B
09:41:00
09:41:30
09:42:00
09:42:30
09:43:00
Total
Used
Cache + Buffer
Free
Swap used

Network Traffic Basic

4 kb/s
2 kb/s
0 b/s
-2 kb/s
-4 kb/s
-6 kb/s
-8 kb/s
-10 kb/s
-12 kb/s
-14 kb/s
09:41:00
09:41:30
09:42:00
09:42:30
09:43:00
Rx eth0
Rx lo
Tx eth0
Tx lo

Disk Space Used Basic

100%
80%
60%
40%
20%
0%
09:41:00
09:41:30
09:42:00
09:42:30
09:43:00
/u01/arch/db
/
/boot
/mnt/nfs/backup
/mnt/nfs/oracle-source
/run
/run/user/1000

CPU / Memory / Net / Disk

CPU

100%
80%
60%
40%
20%
0%
09:41:00
09:41:30
09:42:00
09:42:30
09:43:00

Name	Min	Mean
System - Processes executing in kernel mode	0.233%	0.632%
User - Normal processes executing in user mode	0.400%	1.12%
Nice - Niced processes executing in user mode	0%	0%
Iowait - Waiting for I/O to complete	0.0500%	1.26%

Memory

8 GiB
6 GiB
4 GiB
2 GiB
0 B
09:41:00
09:41:30
09:42:00
09:42:30
09:43:00

Name	Min
Apps - Memory used by user-space applications	702 MiB
PageTables - Memory used to map between virtual and physical memory addresses	127 MiB
SwapCache - Memory that keeps track of pages that have been fetched from swap but not yet been ...	8 KiB
Slab - Memory used by the kernel to cache data structures for its own use (caches like inode, dentry, ...	169 MiB

Network Traffic

2.50 kb/s
0 b/s
-2.50 kb/s
-5 kb/s
-7.50 kb/s
-10 kb/s
-12.5 kb/s
out (-) / in (+)
09:41:00
09:41:30
09:42:00
09:42:30
09:43:00

Name	Min	Mean	Max
eth0 - Rx in	1.93 kb/s	2.01 kb/s	2.10 kb/s
lo - Rx in	42.7 b/s	111 b/s	249 b/s
eth0 - Tx out	12.2 kb/s	12.3 kb/s	12.4 kb/s
lo - Tx out	42.7 b/s	111 b/s	249 b/s

Network Saturation

1.4%
1.2%
1%
0.8%
0.6%
0.4%
0.2%
0%
-0.2%
-0.4%
out (-) / in (+)
09:41:00
09:41:30
09:42:00
09:42:30
09:43:00

Name	Min	Mean	Max
eth0 - Rx in	-0.210%	-0.201%	-0.193%
eth0 - Tx out	-1.24%	-1.23%	-1.22%

Disk IOps

Disk Throughput

16 MB/s

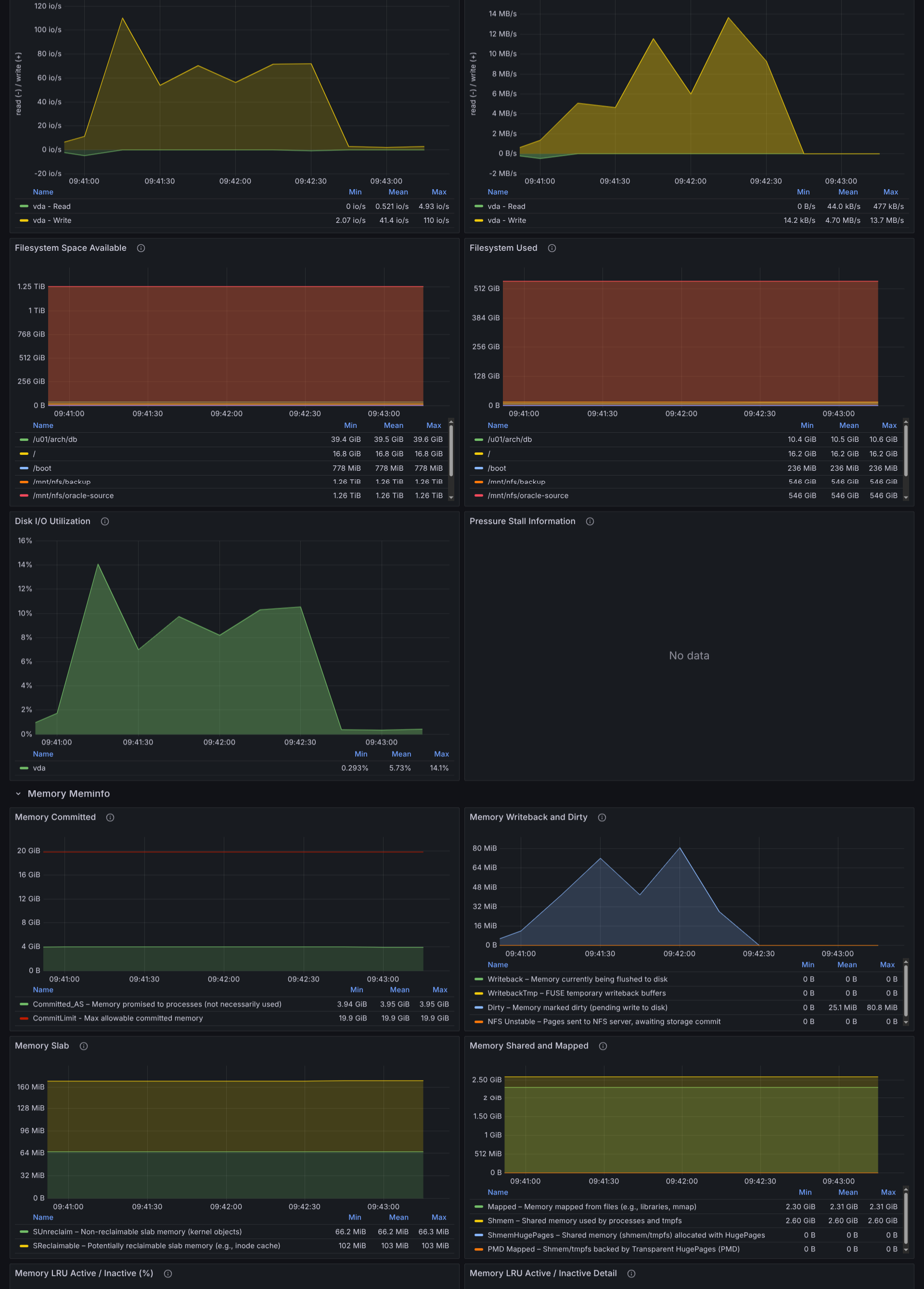
120 io/s
100 io/s
80 io/s
60 io/s
40 io/s
20 io/s
0 io/s
-20 io/s
read (-) / write (+)
09:41:00
09:41:30
09:42:00
09:42:30
09:43:00

Name	Min	Mean	Max
vda - Read	0 io/s	0.521 io/s	4.93 io/s
vda - Write	2.07 io/s	41.4 io/s	110 io/s

14 MB/s
12 MB/s
10 MB/s
8 MB/s
6 MB/s
4 MB/s
2 MB/s
0 B/s
-2 MB/s
read (-) / write (+)
09:41:00
09:41:30
09:42:00
09:42:30
09:43:00

Name	Min	Mean	Max
vda - Read	0 B/s	44.0 kB/s	477 kB/s
vda - Write	14.2 kB/s	4.70 MB/s	13.7 MB/s

Filesystem Space Available

1.25 TiB
1 TiB
768 GiB
512 GiB
256 GiB
0 B
09:41:00
09:41:30
09:42:00
09:42:30
09:43:00

Name	Min	Mean	Max
/u01/arch/db	39.4 GiB	39.5 GiB	39.6 GiB
/	16.8 GiB	16.8 GiB	16.8 GiB
/boot	778 MiB	778 MiB	778 MiB
/mnt/nfs/backup	1.26 TiB	1.26 TiB	1.26 TiB
/mnt/nfs/oracle-source	1.26 TiB	1.26 TiB	1.26 TiB

Filesystem Used

512 GiB
384 GiB
256 GiB
128 GiB
0 B
09:41:00
09:41:30
09:42:00
09:42:30
09:43:00

Name	Min	Mean	Max
/u01/arch/db	10.4 GiB	10.5 GiB	10.6 GiB
/	16.2 GiB	16.2 GiB	16.2 GiB
/boot	236 MiB	236 MiB	236 MiB
/mnt/nfs/backup	546 GiB	546 GiB	546 GiB
/mnt/nfs/oracle-source	546 GiB	546 GiB	546 GiB

Disk I/O Utilization

16%
14%
12%
10%
8%
6%
4%
2%
0%
09:41:00
09:41:30
09:42:00
09:42:30
09:43:00

Name	Min	Mean	Max
vda	0.293%	5.73%	14.1%

Pressure Stall Information

No data

Memory Meminfo

Memory Committed

20 GiB
16 GiB
12 GiB
8 GiB
4 GiB
0 B
09:41:00
09:41:30
09:42:00
09:42:30
09:43:00

Name	Min	Mean	Max
Committed_AS – Memory promised to processes (not necessarily used)	3.94 GiB	3.95 GiB	3.95 GiB
CommitLimit - Max allowable committed memory	19.9 GiB	19.9 GiB	19.9 GiB

Memory Writeback and Dirty

80 MiB
64 MiB
48 MiB
32 MiB
16 MiB
0 B
09:41:00
09:41:30
09:42:00
09:42:30
09:43:00

Name	Min	Mean	Max
Writeback – Memory currently being flushed to disk	0 B	0 B	0 B
WritebackTmp – FUSE temporary writeback buffers	0 B	0 B	0 B
Dirty – Memory marked dirty (pending write to disk)	0 B	25.1 MiB	80.8 MiB
NFS Unstable – Pages sent to NFS server, awaiting storage commit	0 B	0 B	0 B

Memory Slab

160 MiB
128 MiB
96 MiB
64 MiB
32 MiB
0 B
09:41:00
09:41:30
09:42:00
09:42:30
09:43:00

Name	Min	Mean	Max
SUnreclaim – Non-reclaimable slab memory (kernel objects)	66.2 MiB	66.2 MiB	66.3 MiB
SReclaimable – Potentially reclaimable slab memory (e.g., inode cache)	102 MiB	103 MiB	103 MiB

Memory Shared and Mapped

2.50 GiB
2 GiB
1.50 GiB
1 GiB
512 MiB
0 B
09:41:00
09:41:30
09:42:00
09:42:30
09:43:00

Name	Min	Mean	Max
Mapped – Memory mapped from files (e.g., libraries, mmap)	2.30 GiB	2.31 GiB	2.31 GiB
Shmem – Shared memory used by processes and tmpfs	2.60 GiB	2.60 GiB	2.60 GiB
ShmemHugePages – Shared memory (shmem/tmpfs) allocated with HugePages	0 B	0 B	0 B
PMD Mapped – Shmem/tmpfs backed by Transparent HugePages (PMD)	0 B	0 B	0 B

Memory LRU Active / Inactive (%)

Memory LRU Active / Inactive Detail

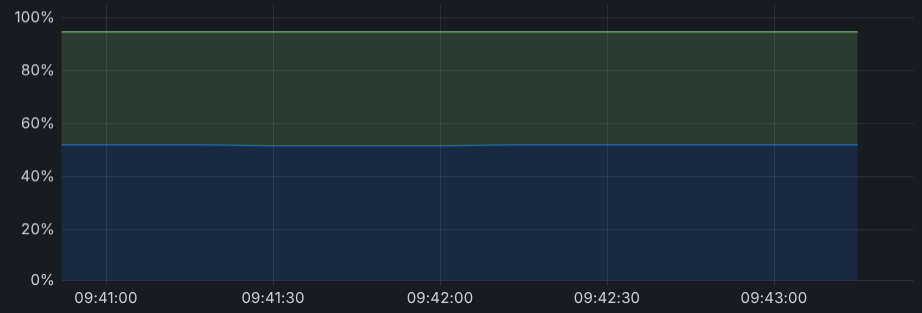

Name	Min	Mean	Max
🟦 Inactive – Less recently used memory, more likely to be reclaimed	51.8%	51.9%	52.0%
🟩 Active – Recently used memory, retained unless under pressure	42.7%	42.8%	42.8%

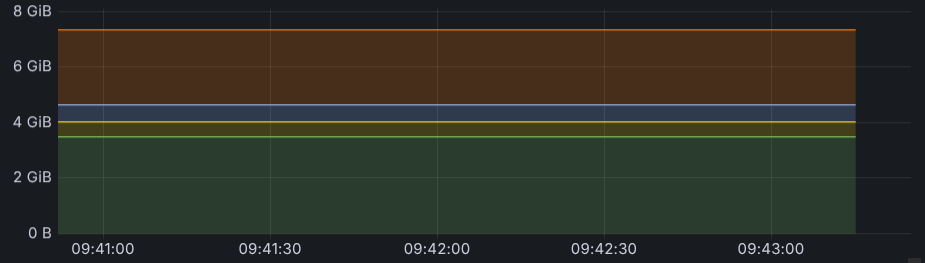

Name	Min	Mean	Max
🟩 Inactive_file - File-backed memory on inactive LRU list	3.48 GiB	3.48 GiB	3.50 GiB
🟨 Inactive_anon – Anonymous memory on inactive LRU (incl. tmpfs & swap cache)	546 MiB	551 MiB	551 MiB
🟦 Active_file - File-backed memory on active LRU list	640 MiB	641 MiB	641 MiB
🟧 Active_anon – Anonymous memory on active LRU (incl. tmpfs & swap cache)	2.69 GiB	2.69 GiB	2.70 GiB

Memory Kernel / CPU / IO ⓘ

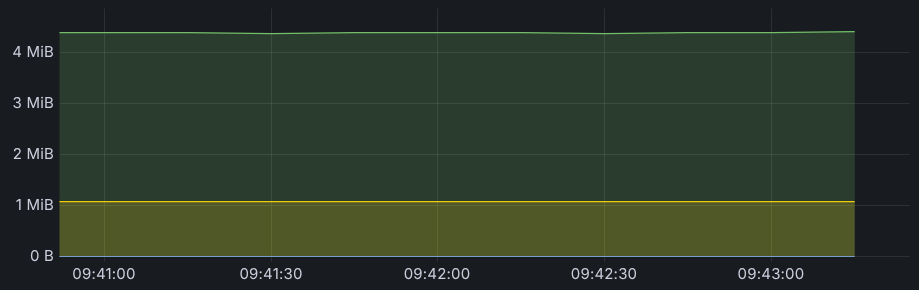

Name	Min	Mean	Max
🟩 KernelStack – Kernel stack memory (per-thread, non-reclaimable)	4.38 MiB	4.39 MiB	4.41 MiB
🟨 PerCPU – Dynamically allocated per-CPU memory (used by kernel modules)	1.08 MiB	1.08 MiB	1.08 MiB
🟦 Bounce Memory – I/O buffer for DMA-limited devices	0 B	0 B	0 B

Memory Vmalloc ⓘ

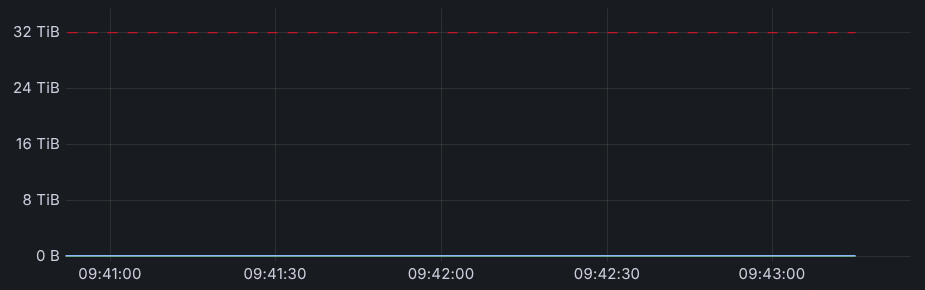

Name	Min	Mean	Max
🟩 Vmalloc Free Chunk – Largest available block in vmalloc area	0 B	0 B	0 B
🟥 Vmalloc Total – Total size of the vmalloc memory area	32.0 TiB	32.0 TiB	32.0 TiB
🟦 Vmalloc Used – Portion of vmalloc area currently in use	18.6 MiB	18.6 MiB	18.6 MiB

Memory Anonymous ⓘ

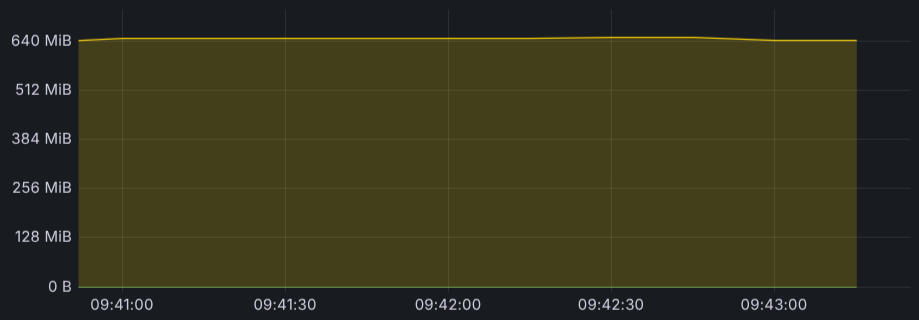

Name	Min	Mean	Max
🟩 AnonHugePages – Anonymous memory using HugePages	0 B	0 B	0 B
🟨 AnonPages – Anonymous memory (non-file-backed)	640 MiB	648 MiB	652 MiB

Memory Unevictable and MLocked ⓘ

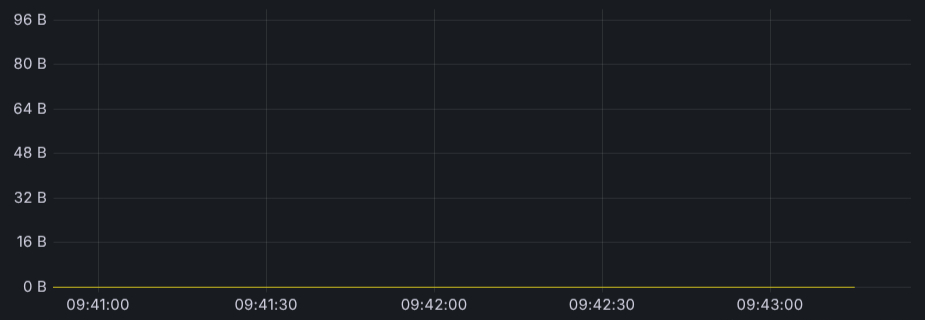

Name	Min	Mean	Max
🟩 Unevictable – Kernel-pinned memory (not swappable)	0 B	0 B	0 B
🟨 Mlocked – Application-locked memory via mlock()	0 B	0 B	0 B

Memory DirectMap ⓘ

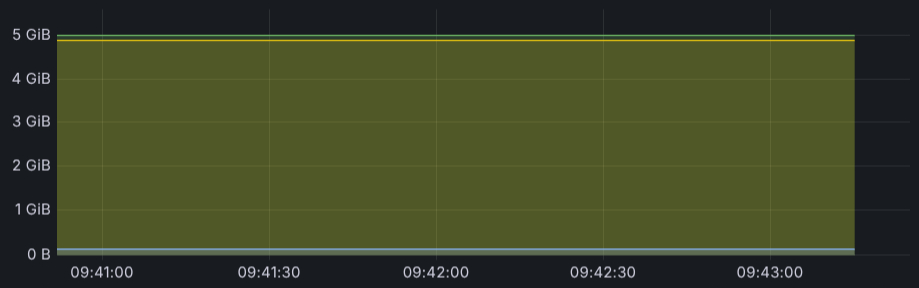

Name	Min	Mean	Max
🟩 DirectMap 1G – Memory mapped with 1GB pages	5 GiB	5 GiB	5 GiB
🟨 DirectMap 2M – Memory mapped with 2MB pages	4.88 GiB	4.88 GiB	4.88 GiB
🟦 DirectMap 4K – Memory mapped with 4KB pages	122 MiB	122 MiB	122 MiB

Memory HugePages ⓘ

Name	Min	Mean	Max
🟩 HugePages Used – Currently allocated	0 B	0 B	0 B
🟨 HugePages Reserved – Promised but unused	0 B	0 B	0 B
🟦 HugePages Surplus – Dynamic pool extension	0 B	0 B	0 B
🟧 HugePages Total – Reserved memory	0 B	0 B	0 B

⌄ Memory Vmstat

Memory Pages In / Out ⓘ

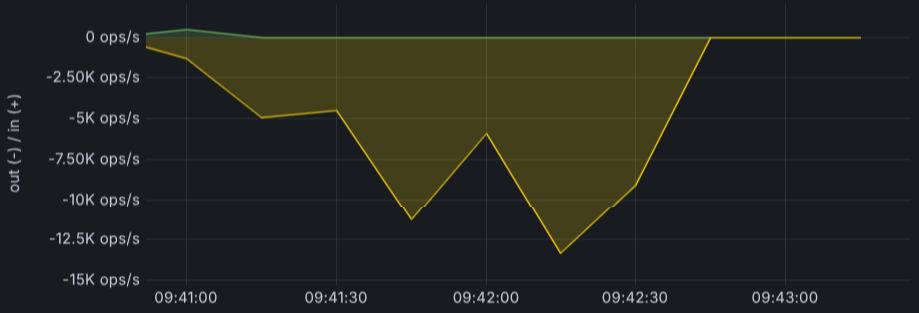

Name	Min	Mean	Max
🟩 Pagesin - Page in ops	0 ops/s	43.0 ops/s	466 ops/s
🟨 Pagesout - Page out ops	13.9 ops/s	4.59K ops/s	13.4K ops/s

Memory Pages Swap In / Out ⓘ

Name	Min	Mean	Max
🟩 Pswpin - Pages swapped in	0 ops/s	0 ops/s	0 ops/s
🟨 Pswpout - Pages swapped out	0 ops/s	0 ops/s	0 ops/s

Memory Page Faults ⓘ

OOM Killer ⓘ

100 ops/s

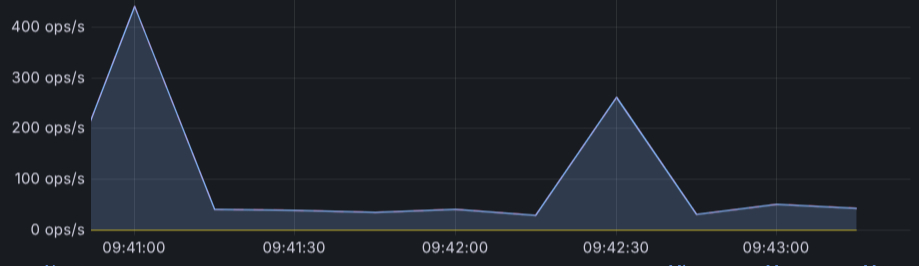

Name	Min	Mean	Max
🟥 Pgfault - Page major and minor fault ops	28.9 ops/s	94.9 ops/s	443 ops/s
🟨 Pgmajfault - Major page fault ops	0 ops/s	0 ops/s	0 ops/s
🟦 Pgminfault - Minor page fault ops	28.9 ops/s	94.9 ops/s	443 ops/s

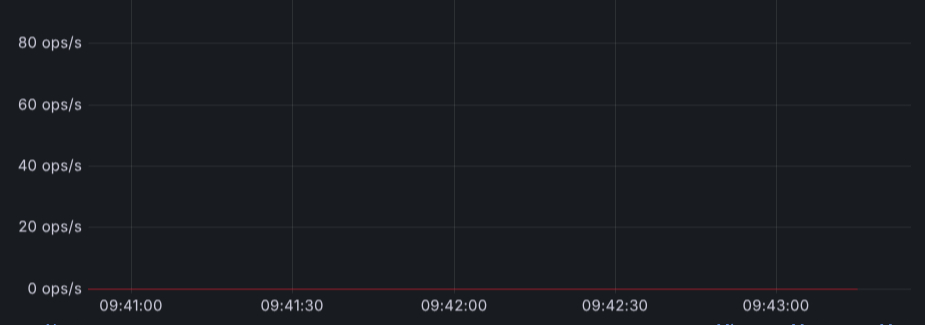

Name	Min	Mean	Max
🟥 OOM Kills	0 ops/s	0 ops/s	0 ops/s

System Timesync

Time Synchronized Drift ⓘ

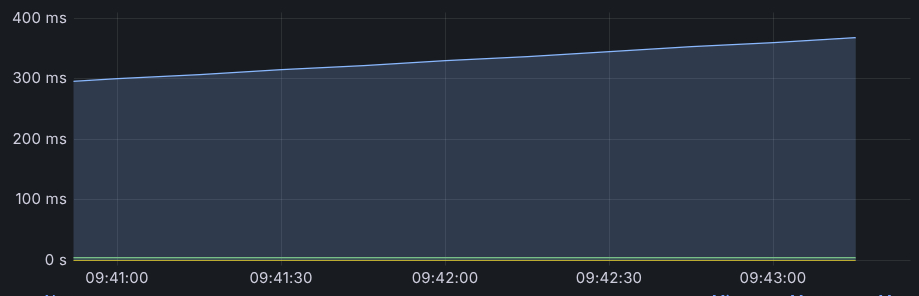

Name	Min	Mean	Max
🟩 Estimated error	3.89 ms	3.89 ms	3.89 ms
🟨 Offset local vs reference	0 s	0 s	0 s
🟦 Maximum error	293 ms	330 ms	368 ms

Time PLL Adjust ⓘ

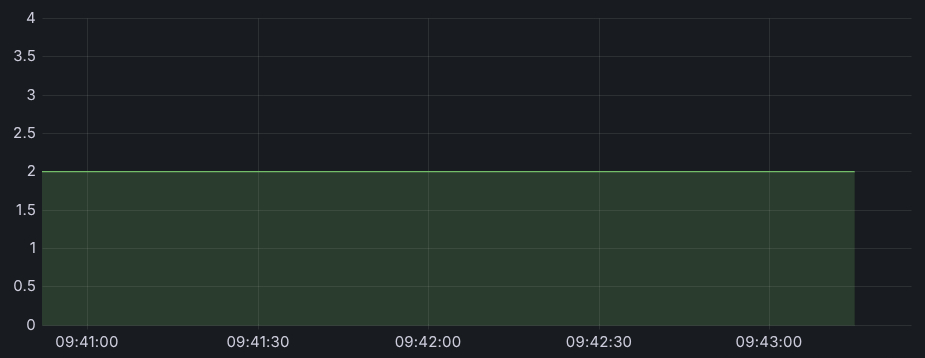

Name	Min	Mean	Max
🟩 PLL Time Constant	2	2	2

Time Synchronized Status ⓘ

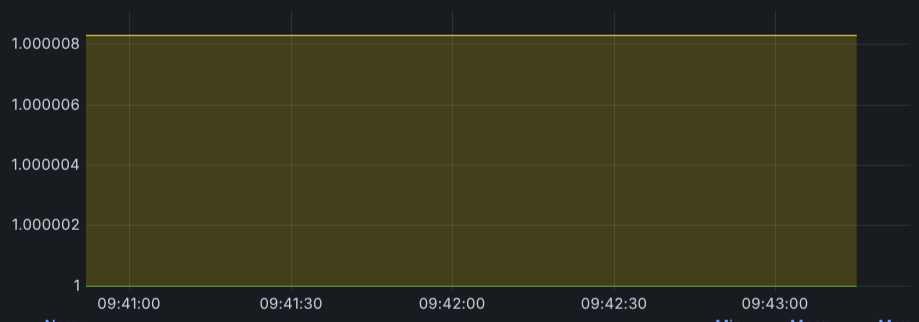

Name	Min	Mean	Max
🟩 Sync status (1 = ok)	1	1	1
🟨 Frequency Adjustment	1.00	1.00	1.00

PPS Frequency / Stability ⓘ

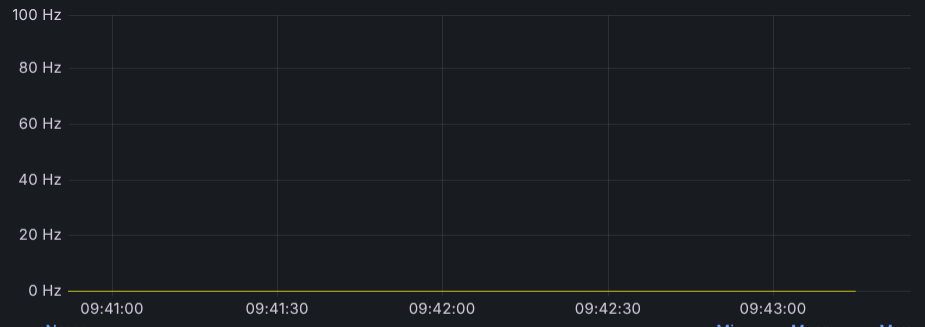

Name	Min	Mean	Max
🟩 PPS Frequency Offset	0 Hz	0 Hz	0 Hz
🟨 PPS Frequency Stability	0 Hz	0 Hz	0 Hz

PPS Time Accuracy ⓘ

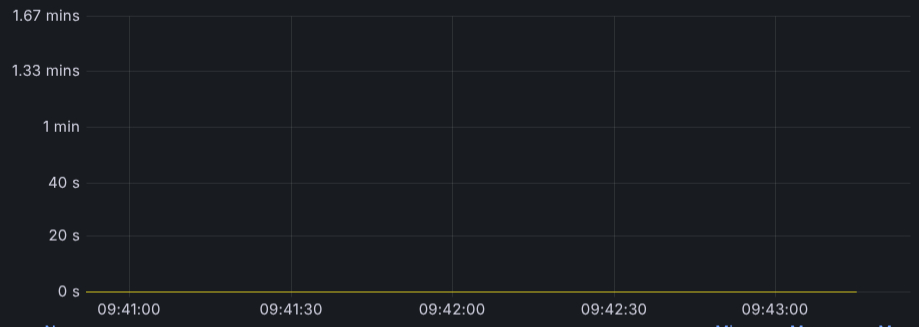

Name	Min	Mean	Max
🟩 PPS Jitter	0 s	0 s	0 s
🟨 PPS Shift	0 s	0 s	0 s

PPS Sync Events ⓘ

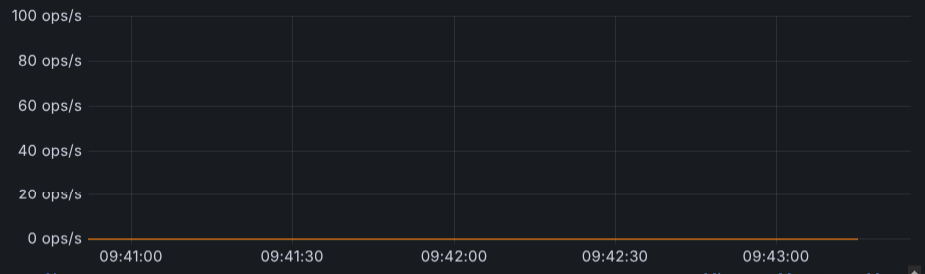

Name	Min	Mean	Max
🟩 PPS Calibrations/sec	0 ops/s	0 ops/s	0 ops/s
🟨 PPS Errors/sec	0 ops/s	0 ops/s	0 ops/s
🟦 PPS Stability Exceeded/sec	0 ops/s	0 ops/s	0 ops/s
🟧 PPS Jitter Events/sec	0 ops/s	0 ops/s	0 ops/s

System Processes

Processes Status ⓘ

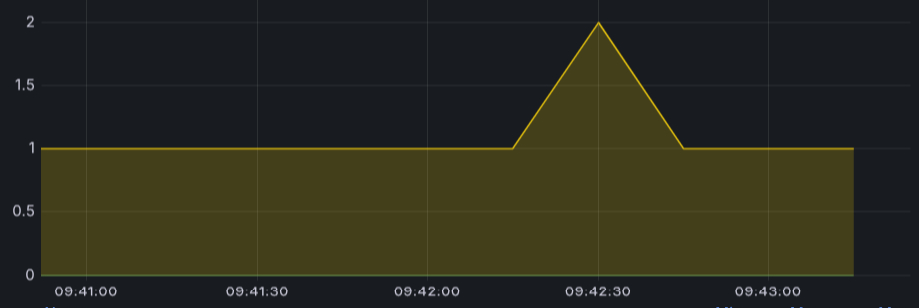

Name	Min	Mean	Max
🟩 Blocked (I/O Wait)	0	0	0
🟨 Runnable (Ready for CPU)	1	1.09	2

Processes Detailed States ⓘ

No data

Processes Forks ⓘ

CPU Saturation per Core ⓘ

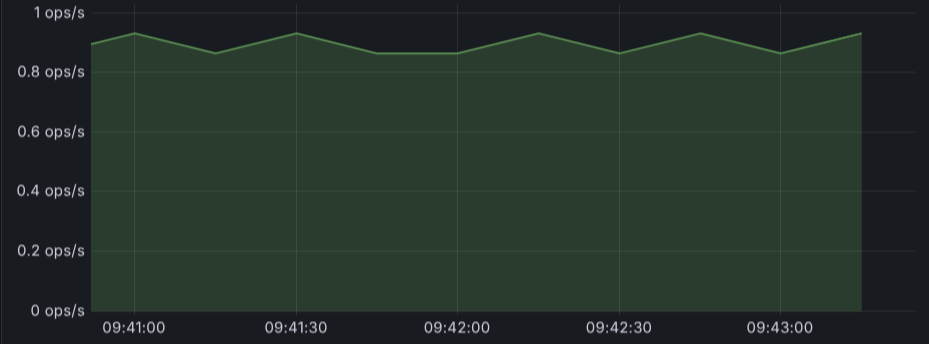

Name	Min	Mean	Max
Process Forks per second	0.866 ops/s	0.897 ops/s	0.933 ops/s

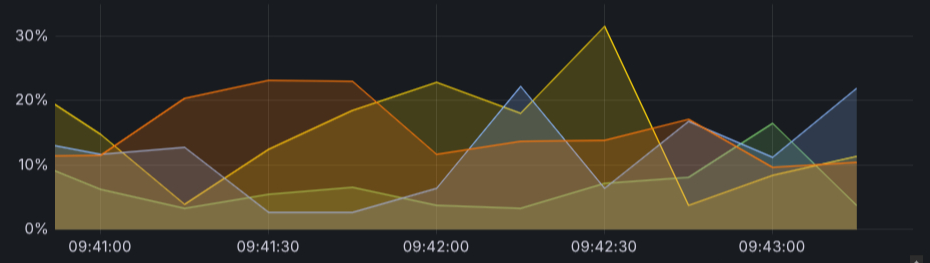

Name	Min	Mean	Max
CPU 0	3.31%	6.84%	16.4%
CPU 1	3.72%	15.3%	31.5%
CPU 2	2.57%	11.7%	22.2%
CPU 3	9.66%	15.1%	23.2%

PIDs Number and Limit ⓘ

No data

Threads Number and Limit ⓘ

No data

System Misc

Context Switches / Interrupts ⓘ

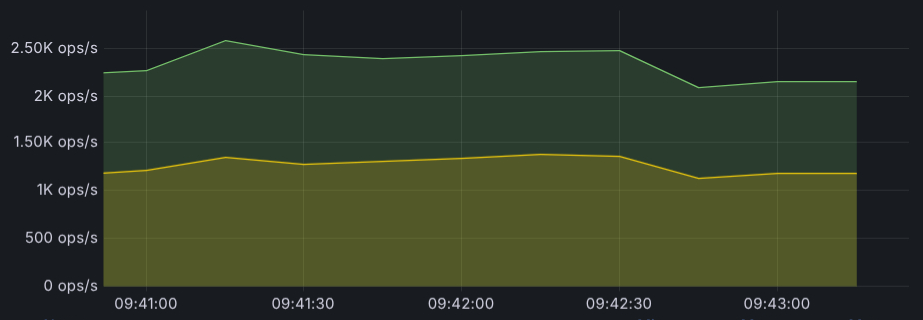

Name	Min	Mean	Max
Context switches	2.10K ops/s	2.34K ops/s	2.59K ops/s
Interrupts	1.12K ops/s	1.26K ops/s	1.37K ops/s

System Load ⓘ

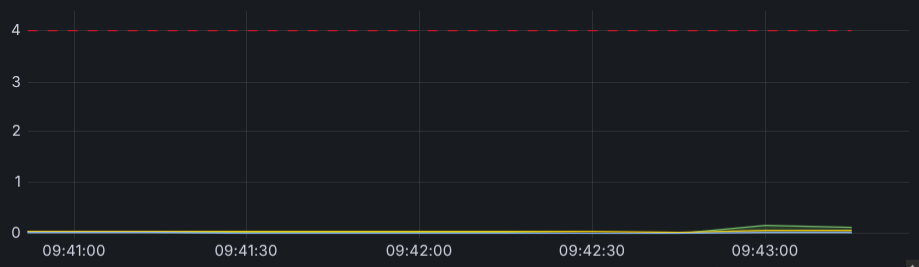

Name	Min	Mean	Max
Load 1m	0	0.0382	0.160
Load 5m	0.0200	0.0364	0.0600
Load 15m	0	0.00455	0.0100
CPU Core Count	4	4	4

CPU Frequency Scaling ⓘ

No data

CPU Schedule Timeslices ⓘ

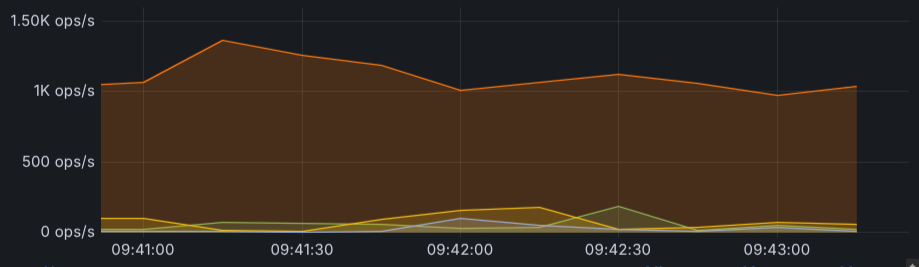

Name	Min	Mean	Max
CPU 0	14.8 ops/s	51.5 ops/s	186 ops/s
CPU 1	7.53 ops/s	75.4 ops/s	181 ops/s
CPU 2	2.80 ops/s	21.8 ops/s	103 ops/s
CPU 3	973 ops/s	1.11K ops/s	1.37K ops/s

IRQ Detail ⓘ

No data

Entropy ⓘ

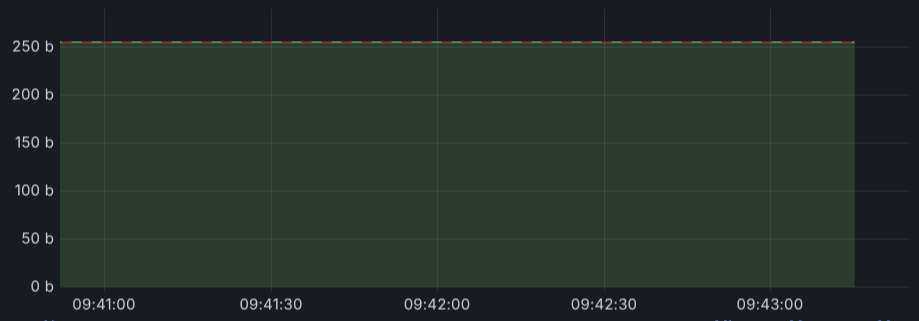

Name	Min	Mean	Max
Entropy available	256 b	256 b	256 b
Entropy pool max	256 b	256 b	256 b

Hardware Misc *(4 panels)*

Systemd *(4 panels)*

Storage Disk

Disk Read/Write IOps ⓘ

Disk Read/Write Data ⓘ

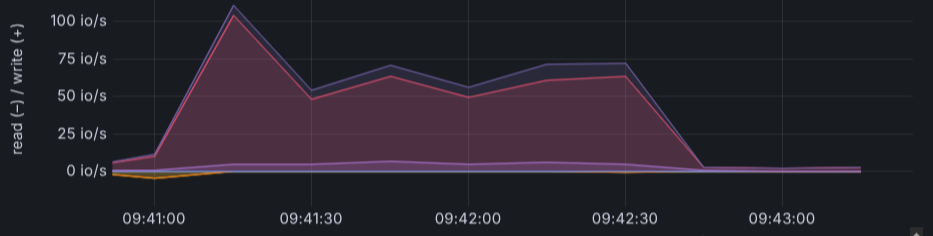

Name	Min	Mean	Max
dm-0 - Read	0 io/s	0.503 io/s	4.73 io/s
dm-1 - Read	0 io/s	0 io/s	0 io/s
dm-2 - Read	0 io/s	0 io/s	0 io/s
vda - Read	0 io/s	0.521 io/s	4.93 io/s

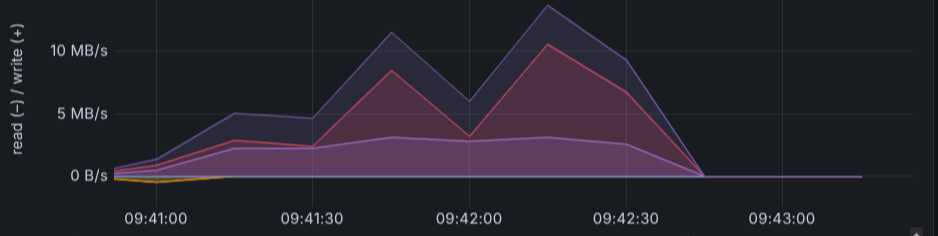

Name	Min	Mean	Max
dm-0 - Read	0 B/s	44.0 kB/s	477 kB/s
dm-1 - Read	0 B/s	0 B/s	0 B/s
dm-2 - Read	0 B/s	0 B/s	0 B/s
vda - Read	0 B/s	44.0 kB/s	477 kB/s

Disk Average Wait Time

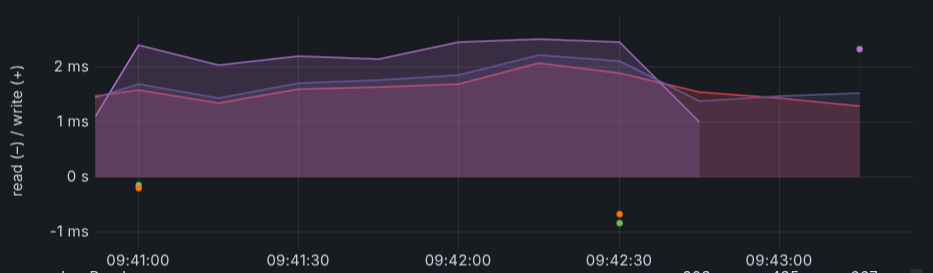

vda - Read	203 µs	435 µs	667 µs
dm-0 - Write	1.30 ms	1.59 ms	2.08 ms
dm-1 - Write			
dm-2 - Write	0 s	1.96 ms	2.52 ms
vda - Write	1.24 ms	1.68 ms	2.22 ms

Average Queue Size

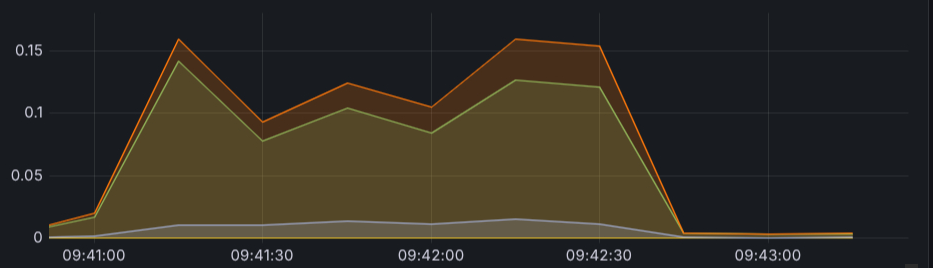

Name	Min	Mean	Max
dm-0	0.00240	0.0622	0.141
dm-1	0	0	0
dm-2	0	0.00684	0.0156
vda	0.00273	0.0752	0.159

Disk R/W Merged

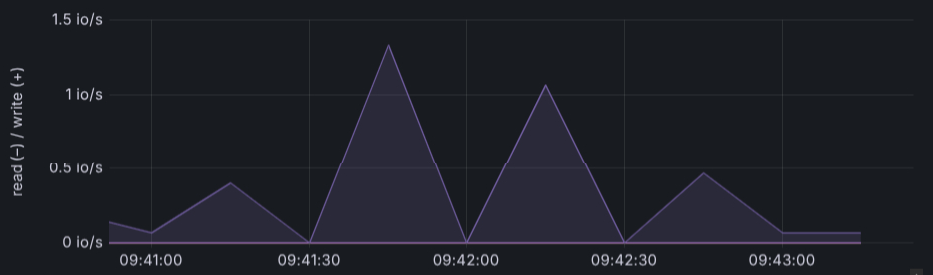

Name	Min	Mean	Max
dm-0 - Read	0 io/s	0 io/s	0 io/s
dm-1 - Read	0 io/s	0 io/s	0 io/s
dm-2 - Read	0 io/s	0 io/s	0 io/s
vda - Read	0 io/s	0 io/s	0 io/s

Time Spent Doing I/Os

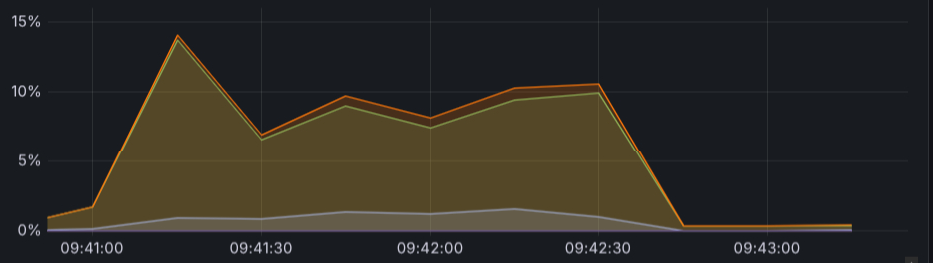

Name	Min	Mean	Max
dm-0 - General IO	0.287%	5.39%	13.7%
dm-1 - General IO	0%	0%	0%
dm-2 - General IO	0%	0.648%	1.53%
vda - General IO	0.293%	5.73%	14.1%

Disk Ops Discards / Flush

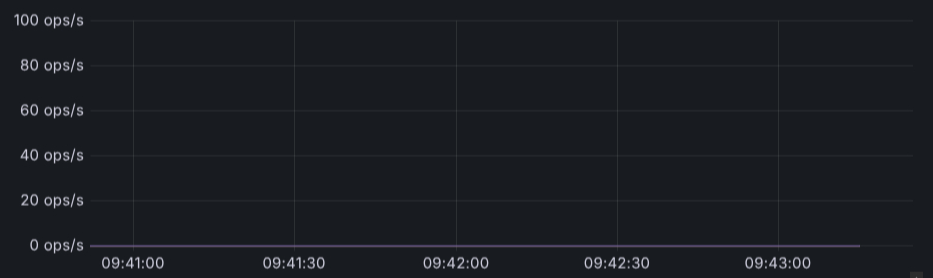

Name	Min	Mean	Max
dm-0 - Discards completed	0 ops/s	0 ops/s	0 ops/s
dm-1 - Discards completed	0 ops/s	0 ops/s	0 ops/s
dm-2 - Discards completed	0 ops/s	0 ops/s	0 ops/s
vda - Discards completed	0 ops/s	0 ops/s	0 ops/s

Disk Sectors Discarded Successfully

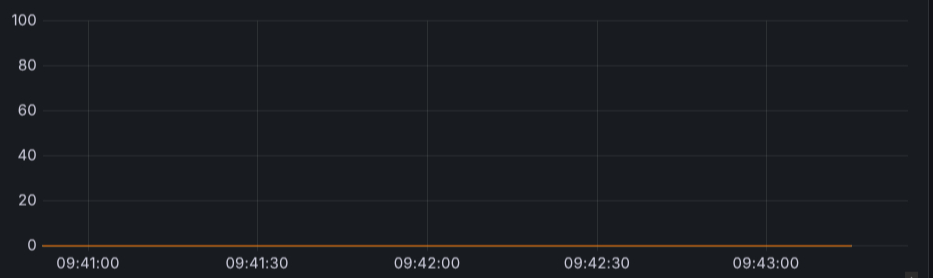

Name	Min	Mean	Max
dm-0	0	0	0
dm-1	0	0	0
dm-2	0	0	0
vda	0	0	0