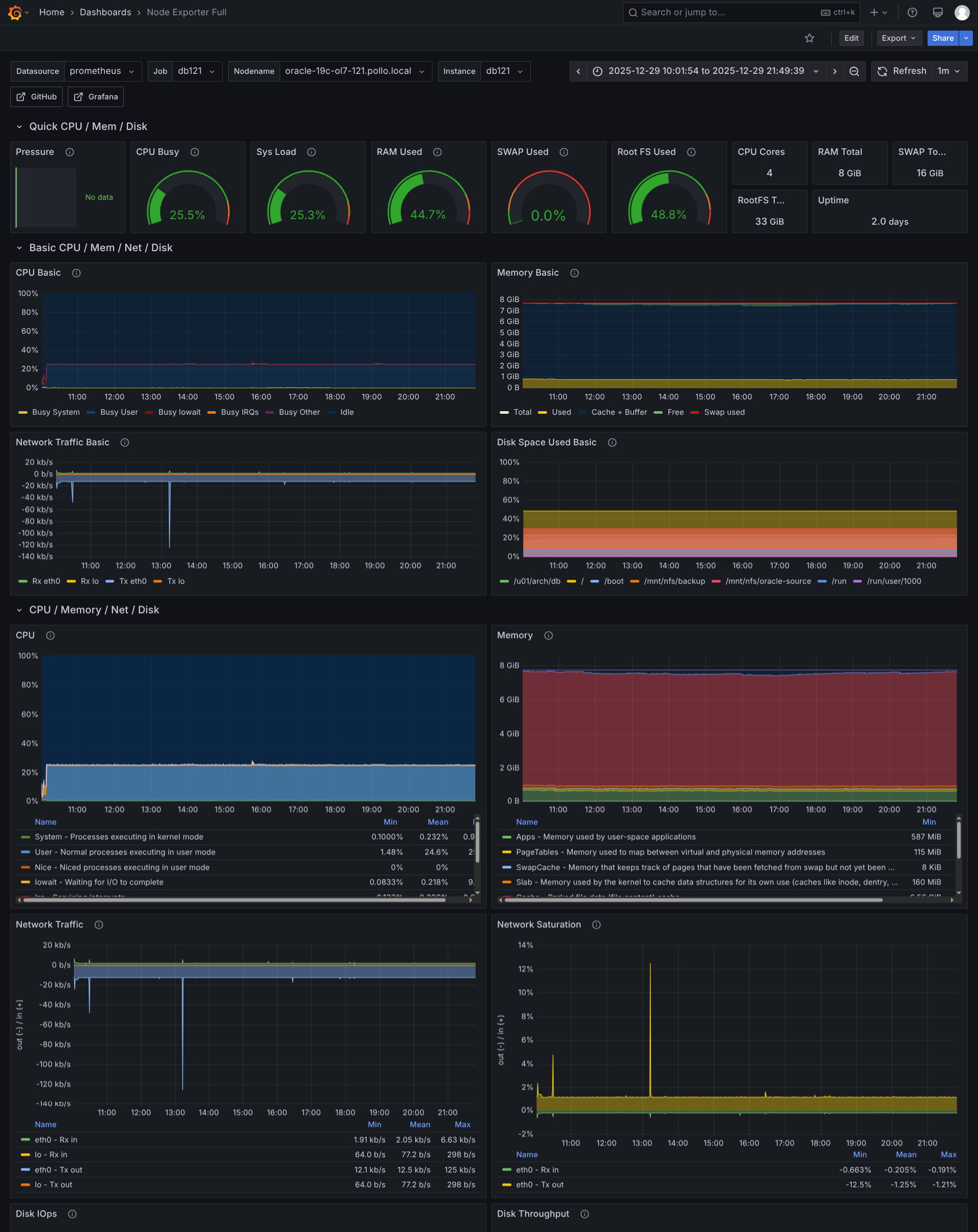

Datasource: prometheus
Job: db121
Nodename: oracle-19c-ol7-121.pollo.local
Instance: db121
2025-12-29 10:01:54 to 2025-12-29 21:49:39
Refresh 1m

Quick CPU / Mem / Disk

Pressure: No data
CPU Busy: 25.5%
Sys Load: 25.3%
RAM Used: 44.7%
SWAP Used: 0.0%
Root FS Used: 48.8%
CPU Cores: 4
RAM Total: 8 GiB
SWAP To...: 16 GiB
RootFS T...: 33 GiB
Uptime: 2.0 days

Basic CPU / Mem / Net / Disk

CPU Basic

Memory Basic

Network Traffic Basic

Disk Space Used Basic

CPU / Memory / Net / Disk

CPU

Name	Min	Mean
System - Processes executing in kernel mode	0.1000%	0.232%
User - Normal processes executing in user mode	1.48%	24.6%
Nice - Niced processes executing in user mode	0%	0%
Iowait - Waiting for I/O to complete	0.0833%	0.218%

Memory

Name	Min
Apps - Memory used by user-space applications	587 MiB
PageTables - Memory used to map between virtual and physical memory addresses	115 MiB
SwapCache - Memory that keeps track of pages that have been fetched from swap but not yet been ...	8 KiB
Slab - Memory used by the kernel to cache data structures for its own use (caches like inode, dentry, ...	160 MiB

Network Traffic

Name	Min	Mean	Max
eth0 - Rx in	1.91 kb/s	2.05 kb/s	6.63 kb/s
lo - Rx in	64.0 b/s	77.2 b/s	298 b/s
eth0 - Tx out	12.1 kb/s	12.5 kb/s	125 kb/s
lo - Tx out	64.0 b/s	77.2 b/s	298 b/s

Network Saturation

Name	Min	Mean	Max
eth0 - Rx in	-0.663%	-0.205%	-0.191%
eth0 - Tx out	-12.5%	-1.25%	-1.21%

Disk IOps

Disk Throughput

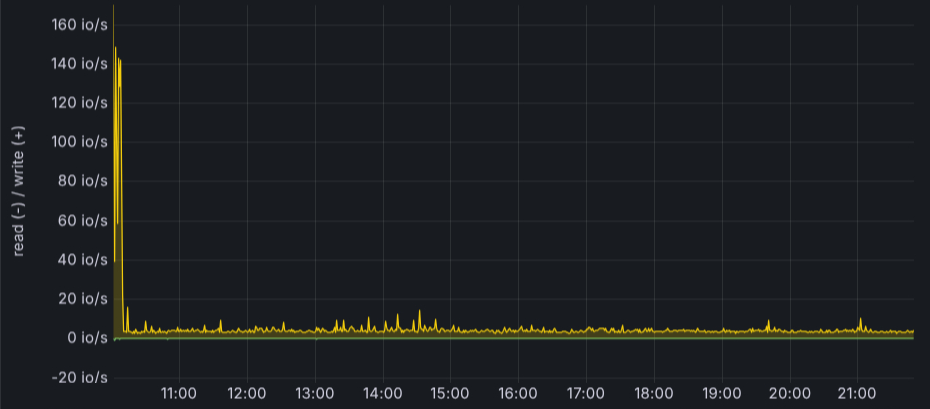

Name	Min	Mean	Max
🟩 vda - Read	0 io/s	0.00235 io/s	0.933 io/s
🟨 vda - Write	2.67 io/s	5.43 io/s	212 io/s

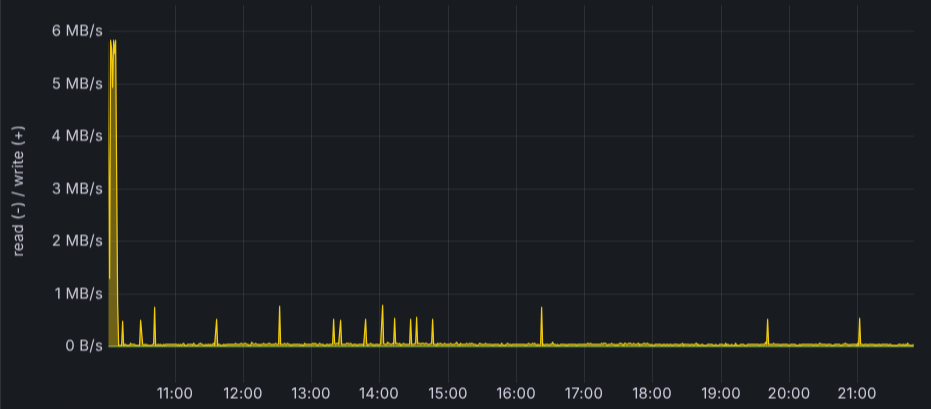

Name	Min	Mean	Max
🟩 vda - Read	0 B/s	22.7 B/s	7.64 kB/s
🟨 vda - Write	20.8 kB/s	107 kB/s	5.84 MB/s

Filesystem Space Available ⓘ

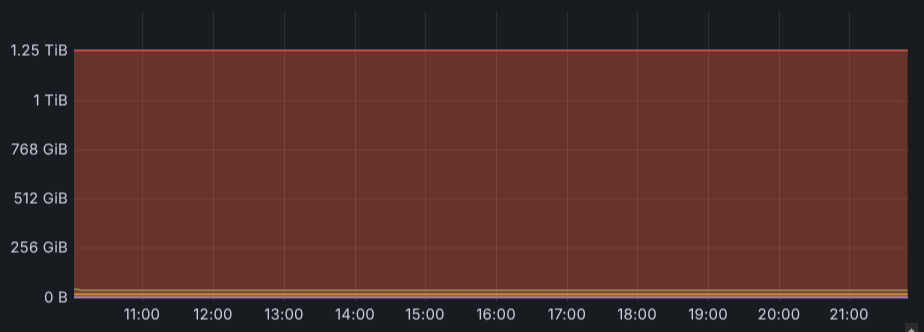

Name	Min	Mean	Max
🟩 /u01/arch/db	40.6 GiB	40.9 GiB	42.1 GiB
🟨 /	16.9 GiB	16.9 GiB	16.9 GiB
🟦 /boot	778 MiB	778 MiB	778 MiB
🟧 /mnt/nfs/backup	1.26 TiB	1.26 TiB	1.26 TiB
🟥 /mnt/nfs/oracle-source	1.26 TiB	1.26 TiB	1.26 TiB

Filesystem Used ⓘ

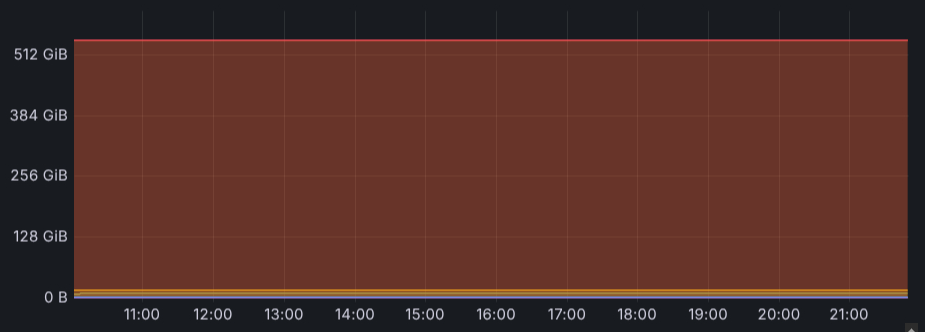

Name	Min	Mean	Max
🟩 /u01/arch/db	7.91 GiB	9.05 GiB	9.35 GiB
🟨 /	16.0 GiB	16.1 GiB	16.1 GiB
🟦 /boot	236 MiB	236 MiB	236 MiB
🟧 /mnt/nfs/backup	543 GiB	544 GiB	545 GiB
🟥 /mnt/nfs/oracle-source	543 GiB	544 GiB	545 GiB

Disk I/O Utilization ⓘ

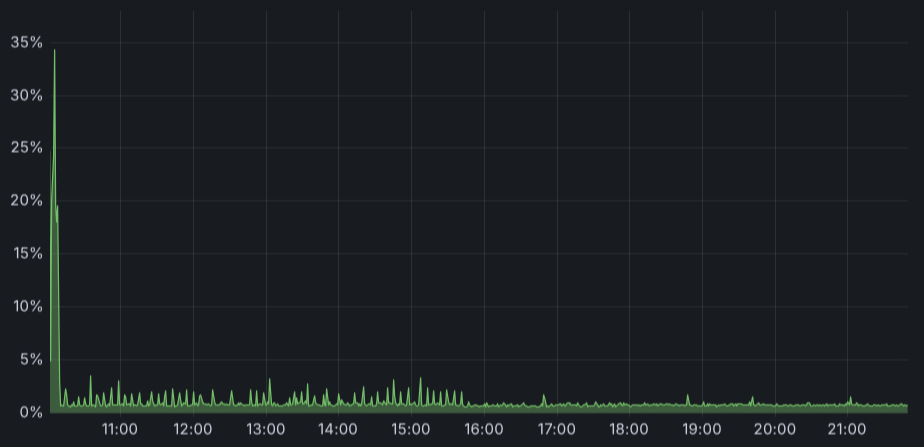

Name	Min	Mean	Max
🟩 vda	0.480%	1.04%	34.3%

Pressure Stall Information ⓘ

No data

Memory Meminfo

Memory Committed ⓘ

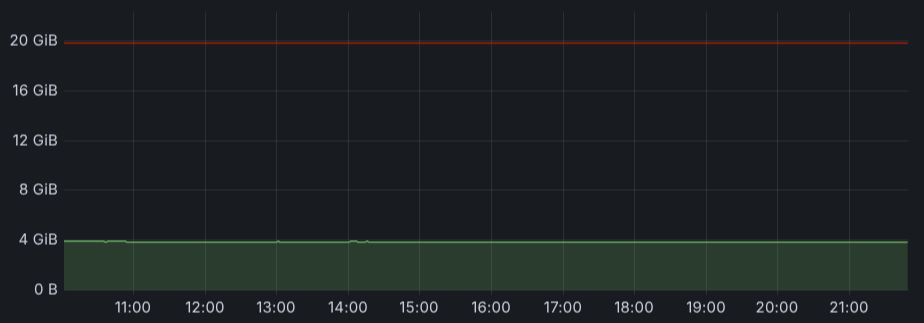

Name	Min	Mean	Max
🟩 Committed_AS – Memory promised to processes (not necessarily used)	3.82 GiB	3.85 GiB	3.91 GiB
🟥 CommitLimit - Max allowable committed memory	19.9 GiB	19.9 GiB	19.9 GiB

Memory Writeback and Dirty ⓘ

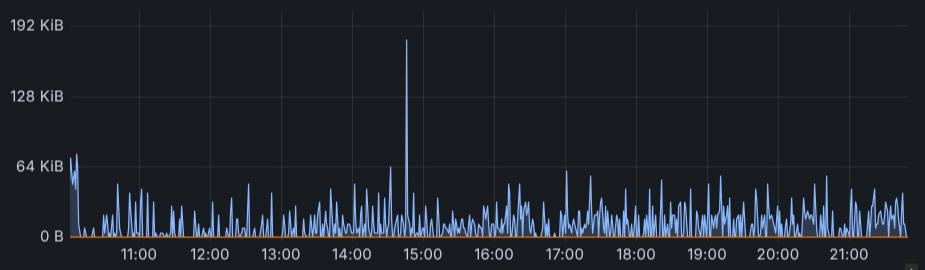

Name	Min	Mean	Max
🟩 Writeback – Memory currently being flushed to disk	0 B	0 B	0 B
🟨 WritebackTmp – FUSE temporary writeback buffers	0 B	0 B	0 B
🟦 Dirty – Memory marked dirty (pending write to disk)	0 B	10.8 KiB	180 KiB
🟧 NFS Unstable – Pages sent to NFS server, awaiting storage commit	0 B	0 B	0 B

Memory Slab ⓘ

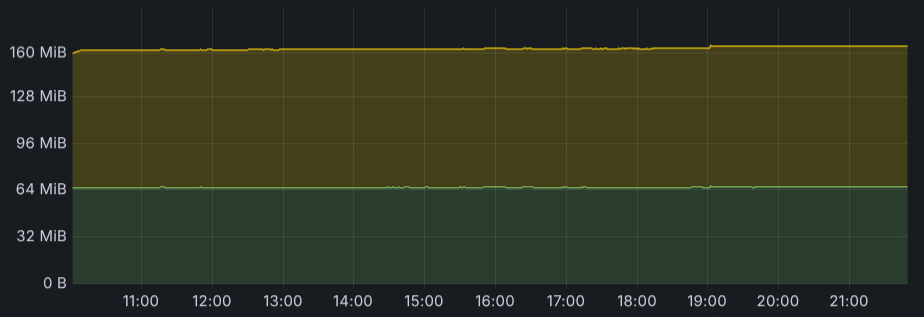

Name	Min	Mean	Max
🟩 SUnreclaim – Non-reclaimable slab memory (kernel objects)	65.6 MiB	66.0 MiB	66.9 MiB
🟨 SReclaimable – Potentially reclaimable slab memory (e.g., inode cache)	94.0 MiB	97.0 MiB	98.6 MiB

Memory Shared and Mapped ⓘ

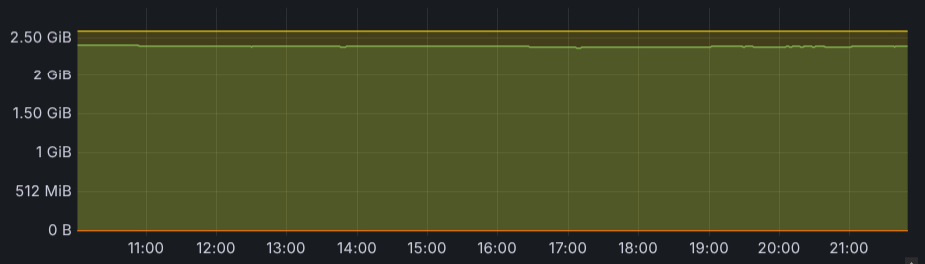

Name	Min	Mean	Max
🟩 Mapped – Memory mapped from files (e.g., libraries, mmap)	2.37 GiB	2.40 GiB	2.41 GiB
🟨 Shmem – Shared memory used by processes and tmpfs	2.59 GiB	2.59 GiB	2.59 GiB
🟦 ShmemHugePages – Shared memory (shmem/tmpfs) allocated with HugePages	0 B	0 B	0 B
🟧 PMD Mapped – Shmem/tmpfs backed by Transparent HugePages (PMD)	0 B	0 B	0 B

Memory LRU Active / Inactive (%) ⓘ

Memory LRU Active / Inactive Detail ⓘ

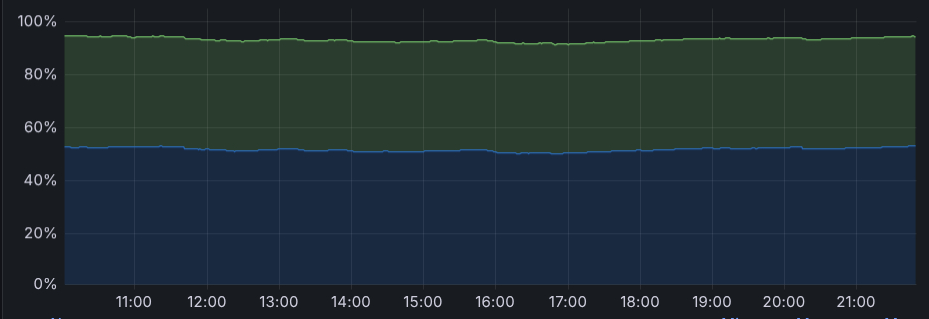

Name	Min	Mean	Max
🟦 Inactive – Less recently used memory, more likely to be reclaimed	50.1%	51.7%	53.0%
🟩 Active – Recently used memory, retained unless under pressure	41.2%	41.6%	42.2%

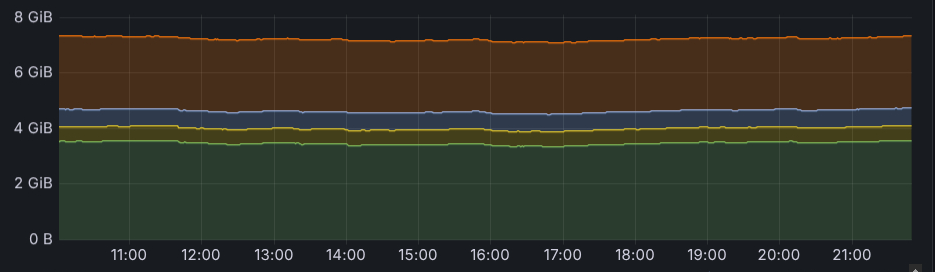

Name	Min	Mean	Max
🟩 Inactive_file - File-backed memory on inactive LRU list	3.34 GiB	3.48 GiB	3.58 GiB
🟨 Inactive_anon – Anonymous memory on inactive LRU (incl. tmpfs & swap cache)	541 MiB	547 MiB	551 MiB
🟦 Active_file - File-backed memory on active LRU list	640 MiB	644 MiB	649 MiB
🟧 Active_anon – Anonymous memory on active LRU (incl. tmpfs & swap cache)	2.56 GiB	2.59 GiB	2.65 GiB

Memory Kernel / CPU / IO

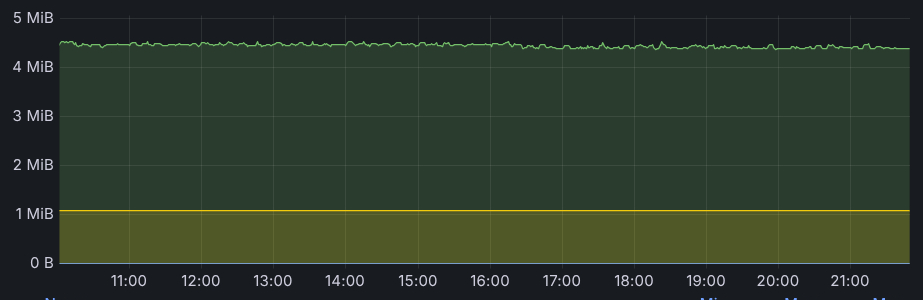

Name	Min	Mean	Max
🟩 KernelStack – Kernel stack memory (per-thread, non-reclaimable)	4.36 MiB	4.44 MiB	4.53 MiB
🟨 PerCPU – Dynamically allocated per-CPU memory (used by kernel modules)	1.08 MiB	1.08 MiB	1.08 MiB
🟦 Bounce Memory – I/O buffer for DMA-limited devices	0 B	0 B	0 B

Memory Vmalloc

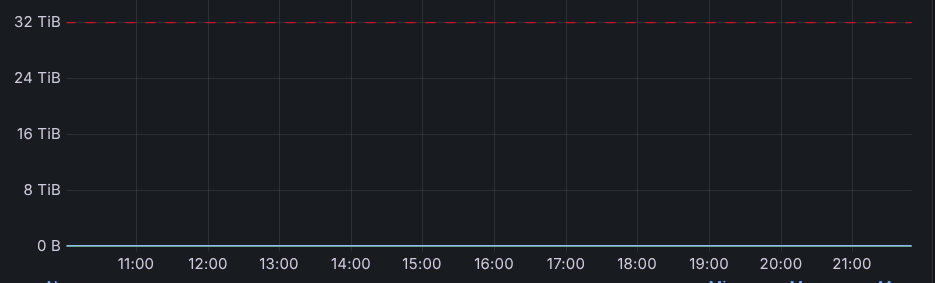

Name	Min	Mean	Max
🟩 Vmalloc Free Chunk – Largest available block in vmalloc area	0 B	0 B	0 B
🟥 Vmalloc Total – Total size of the vmalloc memory area	32.0 TiB	32.0 TiB	32.0 TiB
🟦 Vmalloc Used – Portion of vmalloc area currently in use	18.6 MiB	18.7 MiB	18.8 MiB

Memory Anonymous

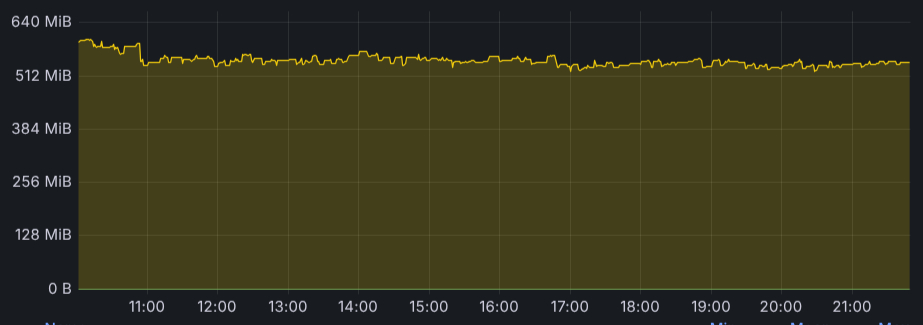

Name	Min	Mean	Max
🟩 AnonHugePages – Anonymous memory using HugePages	0 B	0 B	0 B
🟨 AnonPages – Anonymous memory (non-file-backed)	524 MiB	549 MiB	601 MiB

Memory Unevictable and MLocked

Name	Min	Mean	Max
🟩 Unevictable – Kernel-pinned memory (not swappable)	0 B	0 B	0 B
🟨 Mlocked – Application-locked memory via mlock()	0 B	0 B	0 B

Memory DirectMap

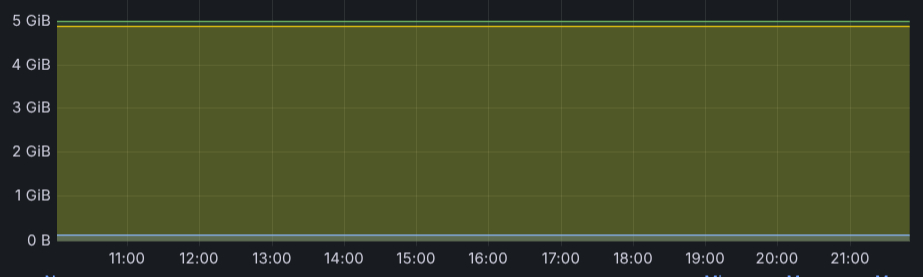

Name	Min	Mean	Max
🟩 DirectMap 1G – Memory mapped with 1GB pages	5 GiB	5 GiB	5 GiB
🟨 DirectMap 2M – Memory mapped with 2MB pages	4.88 GiB	4.88 GiB	4.88 GiB
🟦 DirectMap 4K – Memory mapped with 4KB pages	122 MiB	122 MiB	122 MiB

Memory HugePages

Name	Min	Mean	Max
🟩 HugePages Used – Currently allocated	0 B	0 B	0 B
🟨 HugePages Reserved – Promised but unused	0 B	0 B	0 B
🟦 HugePages Surplus – Dynamic pool extension	0 B	0 B	0 B
🟧 HugePages Total – Reserved memory	0 B	0 B	0 B

Memory Vmstat

Memory Pages In / Out

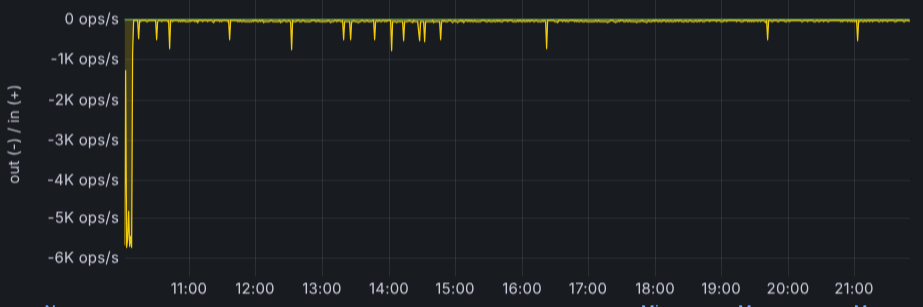

Name	Min	Mean	Max
🟩 Pagesin - Page in ops	0 ops/s	0.0222 ops/s	7.47 ops/s
🟨 Pagesout - Page out ops	20.3 ops/s	105 ops/s	5.71K ops/s

Memory Pages Swap In / Out

Name	Min	Mean	Max
🟩 Pswpin - Pages swapped in	0 ops/s	0 ops/s	0 ops/s
🟨 Pswpout - Pages swapped out	0 ops/s	0 ops/s	0 ops/s

Memory Page Faults

OOM Killer

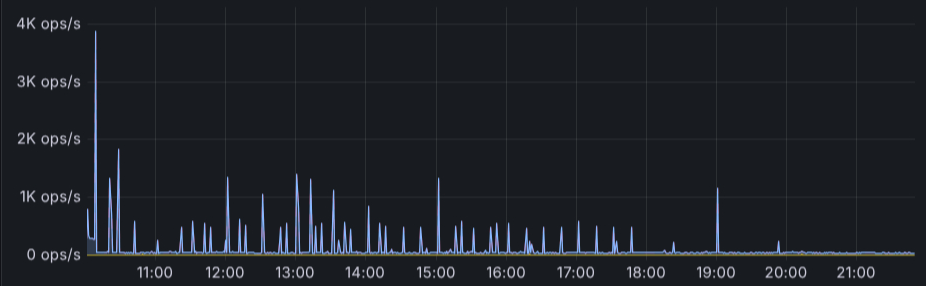

Name	Min	Mean	Max
🟥 Pgfault - Page major and minor fault ops	27.5 ops/s	88.9 ops/s	3.88K ops/s
🟨 Pgmajfault - Major page fault ops	0 ops/s	0.000282 ops/s	0.0667 ops/s
🟦 Pgminfault - Minor page fault ops	27.5 ops/s	88.9 ops/s	3.88K ops/s

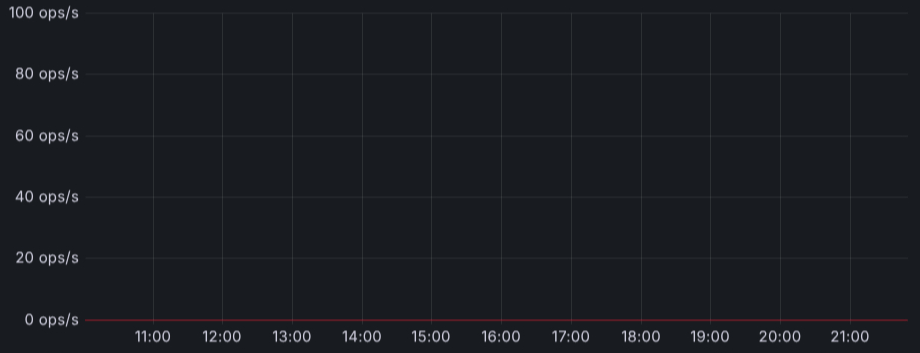

Name	Min	Mean	Max
🟥 OOM Kills	0 ops/s	0 ops/s	0 ops/s

System Timesync

Time Synchronized Drift ⓘ

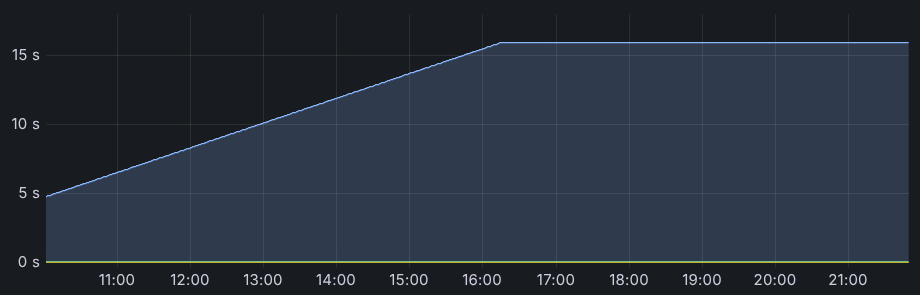

Name	Min	Mean	Max
🟩 Estimated error	838 µs	838 µs	838 µs
🟨 Offset local vs reference	0 s	0 s	0 s
🟦 Maximum error	4.75 s	13.0 s	16 s

Time PLL Adjust ⓘ

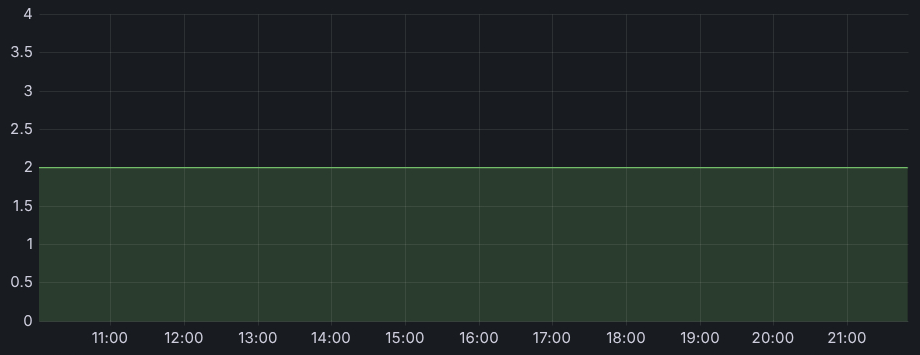

Name	Min	Mean	Max
🟩 PLL Time Constant	2	2	2

Time Synchronized Status ⓘ

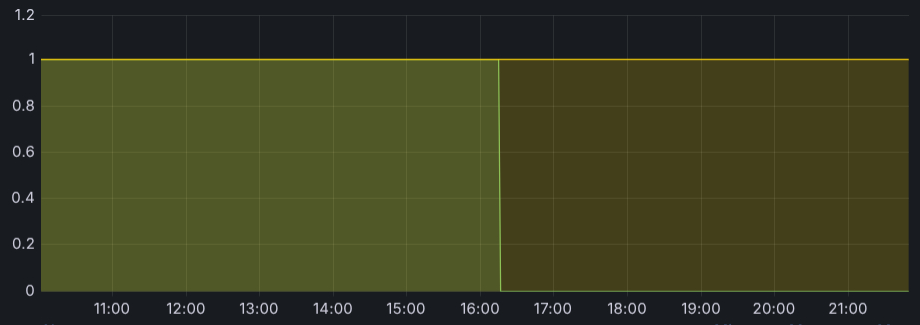

Name	Min	Mean	Max
🟩 Sync status (1 = ok)	0	0.529	1
🟨 Frequency Adjustment	1.00	1.00	1.00

PPS Frequency / Stability ⓘ

Name	Min	Mean	Max
🟩 PPS Frequency Offset	0 Hz	0 Hz	0 Hz
🟨 PPS Frequency Stability	0 Hz	0 Hz	0 Hz

PPS Time Accuracy ⓘ

Name	Min	Mean	Max
🟩 PPS Jitter	0 s	0 s	0 s
🟨 PPS Shift	0 s	0 s	0 s

PPS Sync Events ⓘ

Name	Min	Mean	Max
🟩 PPS Calibrations/sec	0 ops/s	0 ops/s	0 ops/s
🟨 PPS Errors/sec	0 ops/s	0 ops/s	0 ops/s
🟦 PPS Stability Exceeded/sec	0 ops/s	0 ops/s	0 ops/s
🟧 PPS Jitter Events/sec	0 ops/s	0 ops/s	0 ops/s

System Processes

Processes Status ⓘ

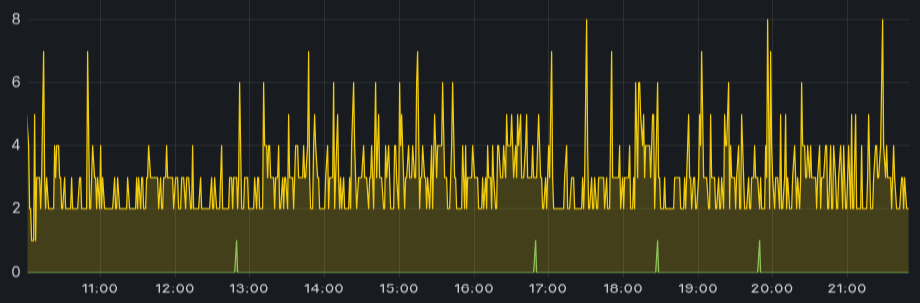

Name	Min	Mean	Max
🟩 Blocked (I/O Wait)	0	0.00564	1
🟨 Runnable (Ready for CPU)	1	2.95	8

Processes Detailed States ⓘ

No data

Processes Forks ⓘ

CPU Saturation per Core ⓘ

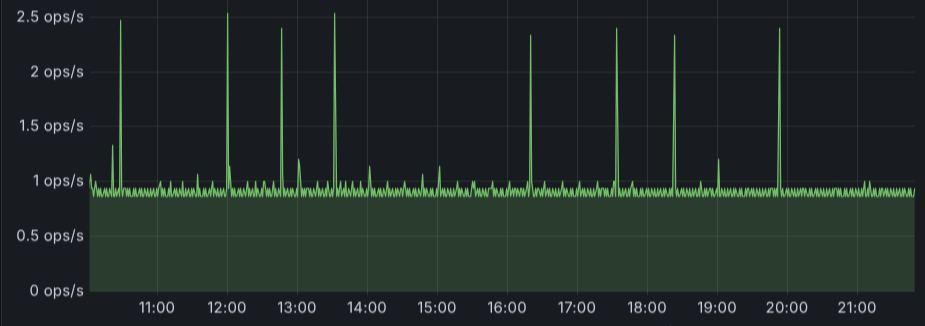

Name	Min	Mean	Max
Process Forks per second	0.866 ops/s	0.921 ops/s	2.53 ops/s

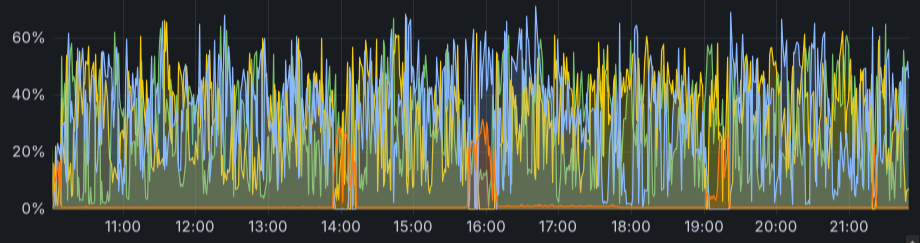

Name	Min	Mean	Max
CPU 0	1.08%	28.9%	67.0%
CPU 1	0.0280%	31.9%	68.3%
CPU 2	0.000121%	32.4%	71.4%
CPU 3	0.611%	2.45%	31.7%

PIDs Number and Limit

No data

Threads Number and Limit

No data

System Misc

Context Switches / Interrupts

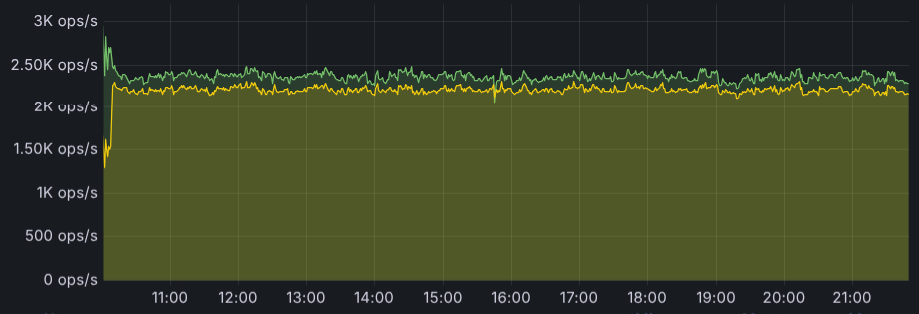

Name	Min	Mean	Max
Context switches	2.07K ops/s	2.37K ops/s	2.96K ops/s
Interrupts	1.30K ops/s	2.21K ops/s	2.31K ops/s

System Load

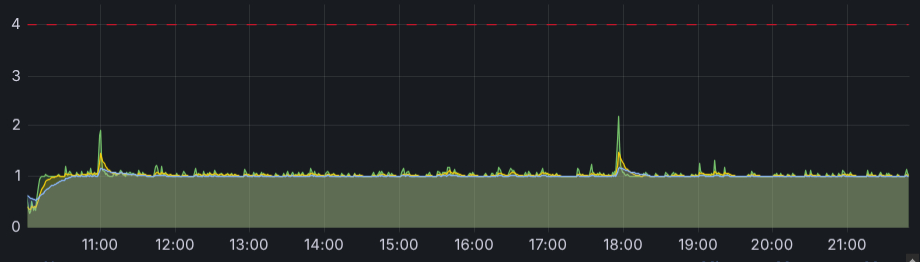

Name	Min	Mean	Max
Load 1m	0.270	1.03	2.18
Load 5m	0.350	1.01	1.46
Load 15m	0.530	0.995	1.17
CPU Core Count	4	4	4

CPU Frequency Scaling

No data

CPU Schedule Timeslices

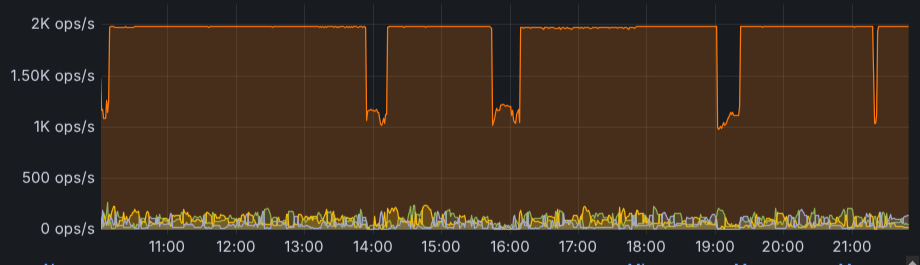

Name	Min	Mean	Max
CPU 0	7 ops/s	86.5 ops/s	264 ops/s
CPU 1	2.13 ops/s	80.6 ops/s	236 ops/s
CPU 2	0.533 ops/s	52.8 ops/s	196 ops/s
CPU 3	980 ops/s	1.89K ops/s	1.99K ops/s

IRQ Detail

No data

Entropy

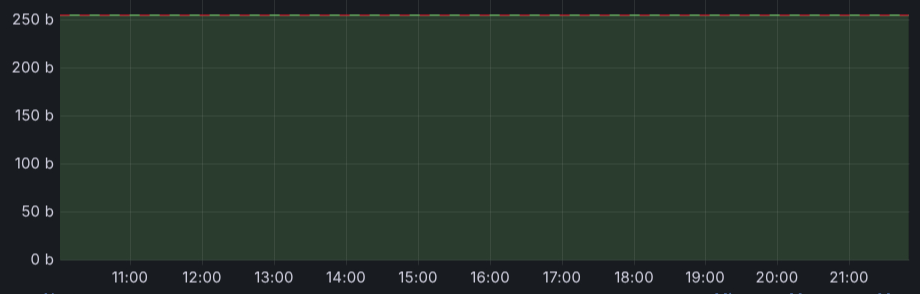

Name	Min	Mean	Max
Entropy available	256 b	256 b	256 b
Entropy pool max	256 b	256 b	256 b

Hardware Misc *(4 panels)*

Systemd *(4 panels)*

Storage Disk

Disk Read/Write IOps

Disk Read/Write Data

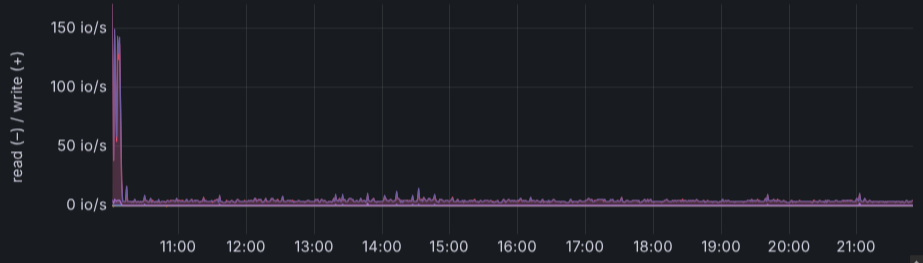

Name	Min	Mean	Max
dm-0 - Read	0 io/s	0.00235 io/s	0.933 io/s
dm-1 - Read	0 io/s	0 io/s	0 io/s
dm-2 - Read	0 io/s	0 io/s	0 io/s
vda - Read	0 io/s	0.00235 io/s	0.933 io/s

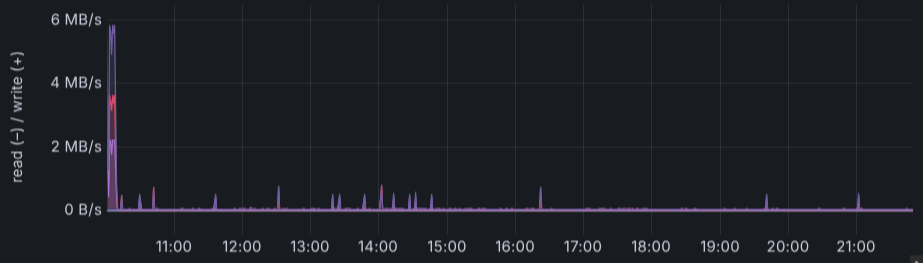

Name	Min	Mean	Max
dm-0 - Read	0 B/s	22.7 B/s	7.64 kB/s
dm-1 - Read	0 B/s	0 B/s	0 B/s
dm-2 - Read	0 B/s	0 B/s	0 B/s
vda - Read	0 B/s	22.7 B/s	7.64 kB/s

Disk Average Wait Time

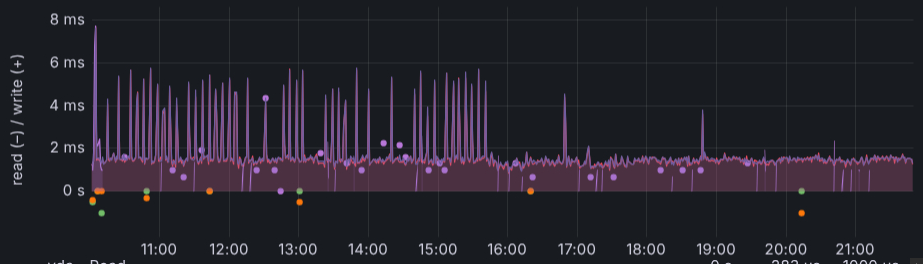

vda - Read	0 s	283 µs	1000 µs
dm-0 - Write	869 µs	1.68 ms	7.68 ms
dm-1 - Write			
dm-2 - Write	0 s	1.16 ms	7.69 ms
vda - Write	897 µs	1.71 ms	7.64 ms

Average Queue Size

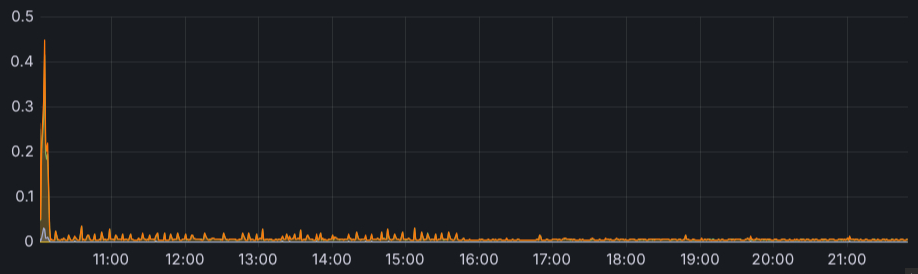

Name	Min	Mean	Max
dm-0	0.00353	0.00920	0.415
dm-1	0	0	0
dm-2	0	0.000199	0.0309
vda	0.00373	0.00957	0.449

Disk R/W Merged

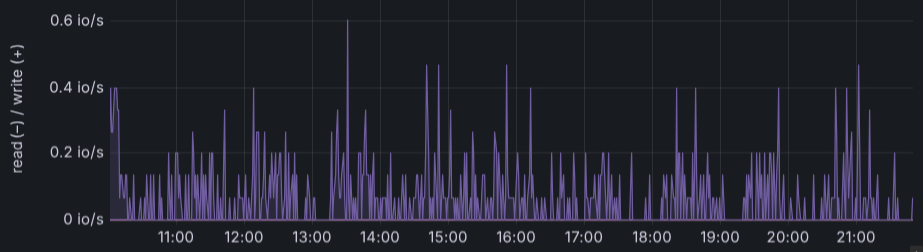

Name	Min	Mean	Max
dm-0 - Read	0 io/s	0 io/s	0 io/s
dm-1 - Read	0 io/s	0 io/s	0 io/s
dm-2 - Read	0 io/s	0 io/s	0 io/s
vda - Read	0 io/s	0 io/s	0 io/s

Time Spent Doing I/Os

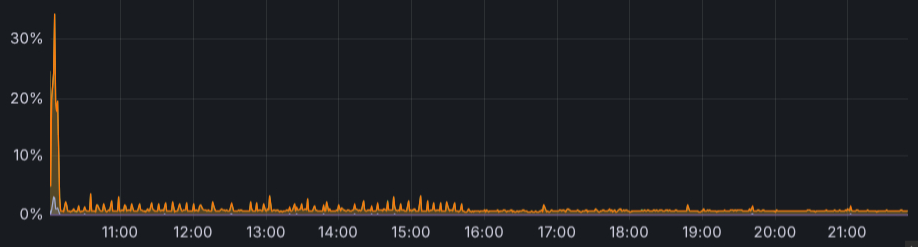

Name	Min	Mean	Max
dm-0 - General IO	0.473%	1.04%	34.2%
dm-1 - General IO	0%	0%	0%
dm-2 - General IO	0%	0.0206%	3.11%
vda - General IO	0.480%	1.04%	34.3%

Disk Ops Discards / Flush

Name	Min	Mean	Max
dm-0 - Discards completed	0 ops/s	0 ops/s	0 ops/s
dm-1 - Discards completed	0 ops/s	0 ops/s	0 ops/s
dm-2 - Discards completed	0 ops/s	0 ops/s	0 ops/s
vda - Discards completed	0 ops/s	0 ops/s	0 ops/s

Disk Sectors Discarded Successfully

Name	Min	Mean	Max
dm-0	0	0	0
dm-1	0	0	0
dm-2	0	0	0
vda	0	0	0